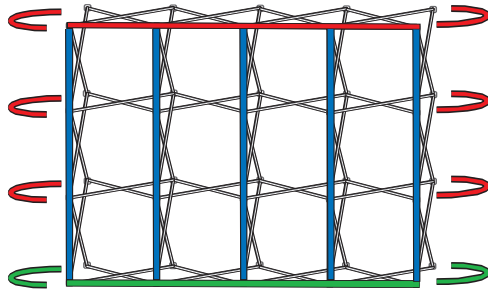
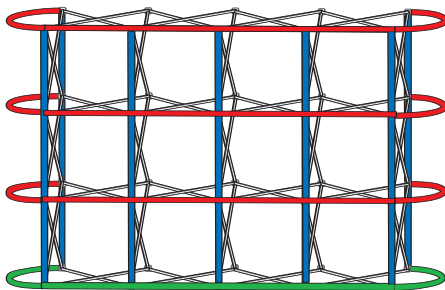


1. Place your iQ line pop-up display on a plane surface._



3 quad graphic panels



1 quad graphic panels

2. The magnetic bars are marked with a colored label on the backside. Clip the magnetic bars to the popup display as shown above.

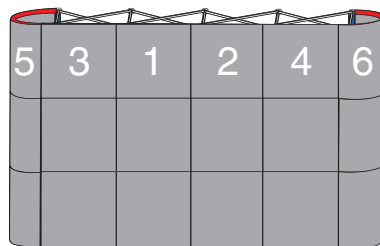
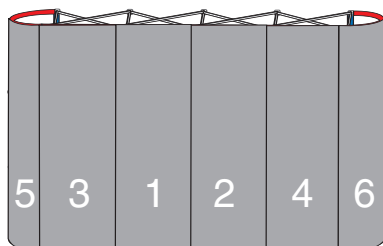

blue - vertical at the frontside and the outer backside

red - horizontal to the top

(if you have 1 quad graphic panels,

clip additional bars to the rows in the middle)

green - horizontal to the bottom



3. Now attach your panels to the system. Start with the inner left panel then the inner right and so on. At least attach the outer 180° panel to the system. Your system is ready.